

Wolters Kluwer ONLINE STUDY AID LIBRARY



Student User Guide – Library Card Login

Please enjoy free access to hundreds of study aids available through The Wolters Kluwer Online Study Aid Library.

Login

1. Go to ebooks.aspenlaw.com/librarycard/login
2. Choose your **institution** from the dropdown.
3. Enter your **library card number** *.



4. You can personalize your experience by creating a “sub-login.” Once you are logged in to your institution, click **To Personalize Login*** or **Create Account** to create a sub-login.
- *use the first part of your Widener email followed by a 1
example: *mrsmith1*
- * Without your personalized login you will not be able to highlight, take notes, and add bookmarks to your text.

Find the study aid to fit your learning style

- Browse **Categories** in the left navigation pane to find books for that course area.
- Looking for an *Examples & Explanations* or *Glannon Guide*? Under Categories, click **By Series** to see a list of each series included in your subscription.
- In **Search for title in catalog**, click the drop-down arrow to open the advanced search dialog box. Under **Search In:**
 - **Catalog:** find your search term within a **book** title.
 - **Content:** search the **full book content** to get a list of excerpts of all the books in the library that contain the term.
- **What was the last book you read?** If you have created a personalized login and added notes or bookmarks, click **My Activity** in the top right to see your Bookmarks, Highlights, and Notes.

Reading an eBook

Read online or download for offline reading using the options on the product page.

Online Reading

Click **View PDF** or **View ePub** to read anywhere using any browser.

Offline Reading: How to Download

Before you can start reading offline, you will need to download and install the iPublishCentral Reader app. Please click on the “Download App” button in the upper right corner of your screen, once you have logged in. It is available for Mac, PC, iPad or Android devices.

1. Install **Version 5.1.8** (or higher).
2. Once the reader is installed, go back to the product page, and click the download arrow.
3. Click the downloaded file (it might be at the bottom of your browser or in your Downloads folder), and the book will automatically load in the reader.

Note: You don't need to click “Login” in the reader.

Your books will open automatically.

Remember to personalize your login so that you can save notes, highlights, and bookmarks.

File Formats

On your laptop, you will receive a PDF version of the ebook in online or offline mode. On a mobile device, you will receive an ePub version so the text will reflow based on the size of your device. Your notes and highlights will sync whether you're reading online or offline, but **only within the same file format**.

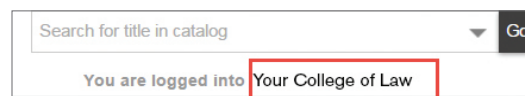
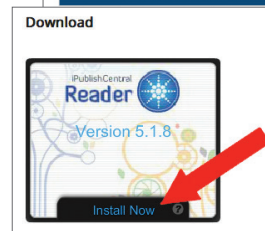

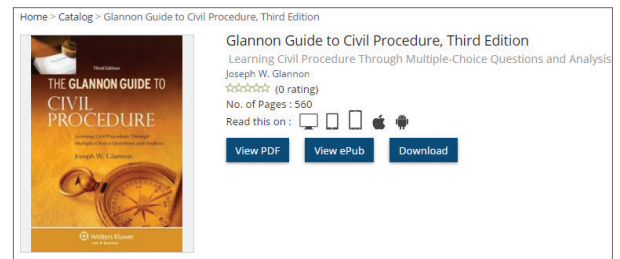
Frequently Asked Questions

Do I have the option to print part or all of the books in my library?

You can print up to 30% of the book if you're signed in with your personalized login. To export your notes, click Export at the bottom of the Notes navigation pane.

When entering my personalized login username, why don't I have access to any books?

Check that your school's name appears at the top of the page after “You are logged into.” You have to first log in to the subscription before you can enter your personalized login. It's a two-step process.



Contact Customer Service

Support for ebooks.Aspenlaw.com: customer.service@wolterskluwer.com | 1-800-234-1660